


















# How to reorder categories in the knowledge base?

363 Ajay Chadha April 18, 2023 Categories

1853 0

Categories can be reordered in a custom sort order via the “Priority” number column in the “Manage Categories” section (as shown below). This column stores the priority value for each category and you can set a custom integer value for each category.

ID	Name	Priority	Visible	Hits	Subcats	Articles	Actions
985	 Agriculture	<input type="text" value="0"/> 	<input checked="" type="checkbox"/> YES	137	6	25   29	 Actions
961	Articles posted by Editor	<input type="text" value="0"/> 	<input checked="" type="checkbox"/> YES	0	0	1   2	 Actions
4	 Articles posted by Writer These are general FAQ articles	<input type="text" value="11"/> 	<input type="checkbox"/> NO	100	16	13   17	 Actions
1078	base language category	<input type="text" value="0"/> 	<input checked="" type="checkbox"/> YES	0	0	0   0	 Actions
40	Default Category	<input type="text" value="0"/> 	<input checked="" type="checkbox"/> YES	223	0	7   10	 Actions
1	 General FAQ	<input type="text" value="12"/> 	<input checked="" type="checkbox"/> YES	377	1	22   27	 Actions
1183	Hello (World)	<input type="text" value="0"/> 	<input checked="" type="checkbox"/> YES	0	0	0   0	 Actions

Once you've set the custom priority number for each category, make sure to change the “Display Order” of categories (in Tools > Manage Settings section) to “Priority” (as shown below) and save the settings.

### KB LAYOUT SETTINGS

Front End Layout  Fixed  Fluid (100%)

Sidebar Width

Sidebar Orientation  Left  Right

Category Tree Layout  Bordered  Normal

Show Articles in Category Tree?  Yes, show them

Category Articles Count?  Show  Hide

Sort Categories By  Priority  Alphabetic Order

Show Only Translated Content?  Yes, show them

After applying these changes, the categories should be displayed in the custom sort order based on the "Priority" field in the public-facing section of the PHPKB knowledge base software. Make sure to test your changes thoroughly to ensure everything works as expected.

Online URL: <https://www.phpkb.com/kb/article/how-to-reorder-categories-in-the-knowledge-base-363.html>